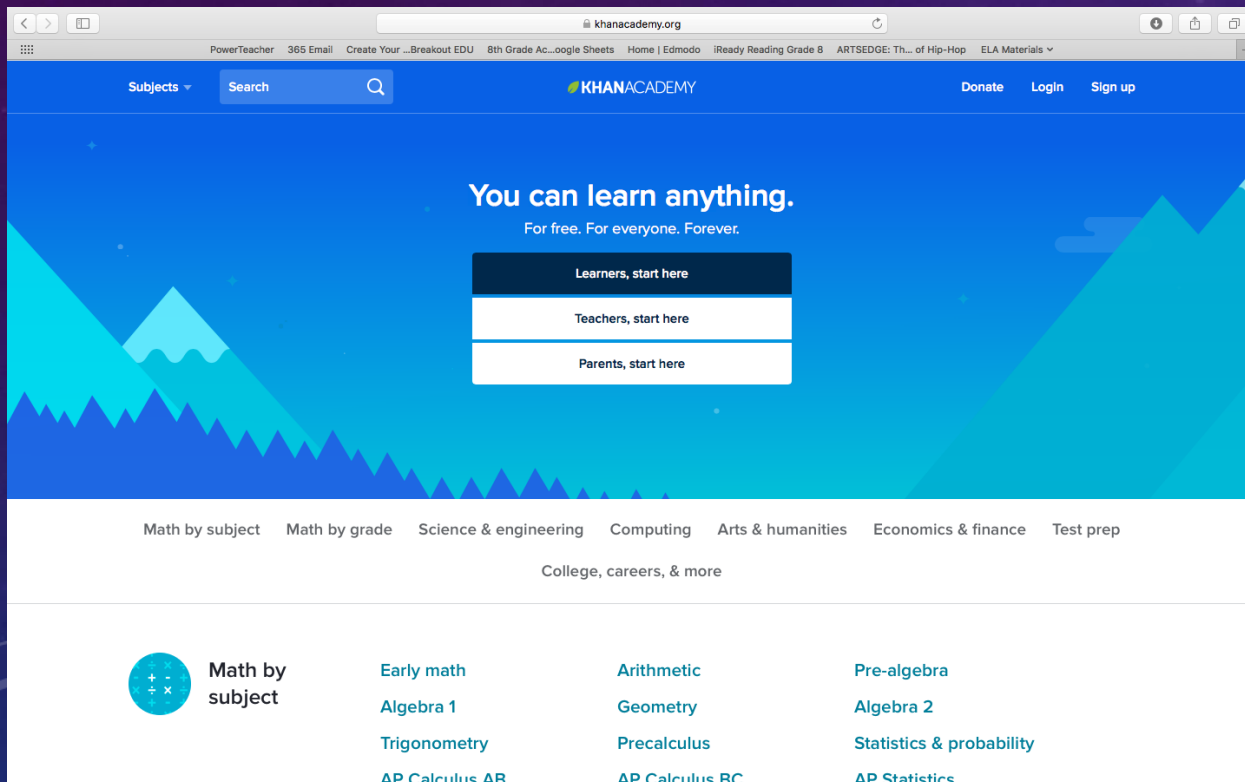


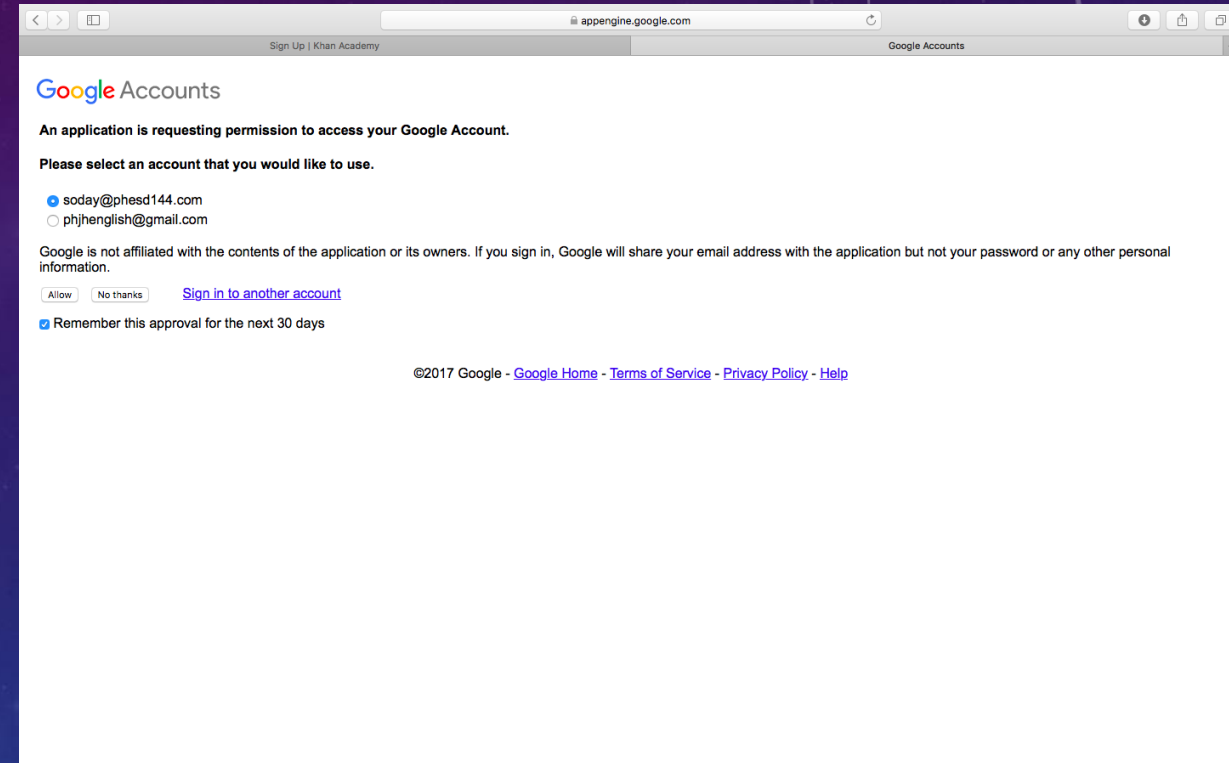


KHAN ACADEMY

SIGNING IN & CREATING PROFILE

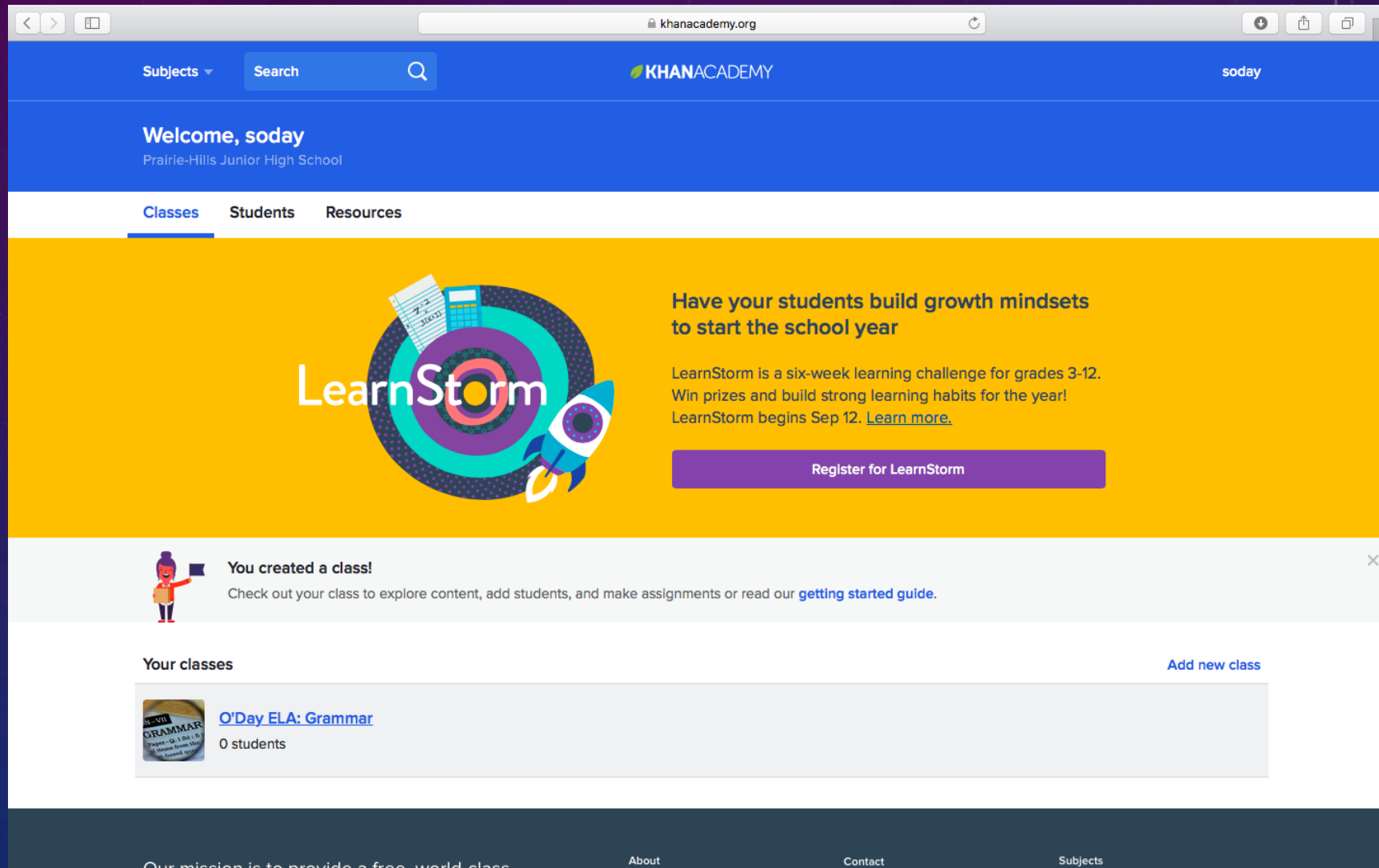


The screenshot shows the Khan Academy homepage. At the top, there is a navigation bar with "Subjects", a search bar, the Khan Academy logo, and links for "Donate", "Login", and "Sign up". The main content area features a large blue and teal graphic with the text "You can learn anything. For free. For everyone. Forever." Below this, there are three buttons: "Learners, start here", "Teachers, start here", and "Parents, start here". At the bottom, there is a section titled "Math by subject" with a grid of links for various subjects: Early math, Algebra 1, Trigonometry, AP Calculus AB, Arithmetic, Geometry, Precalculus, AP Calculus BC, Pre-algebra, Algebra 2, Statistics & probability, and AP Statistics.



The screenshot shows a Google Accounts permission screen. The title is "Google Accounts". The main text reads: "An application is requesting permission to access your Google Account. Please select an account that you would like to use." Below this, there are two radio button options: "soday@phesd144.com" (selected) and "phjhenglish@gmail.com". A note states: "Google is not affiliated with the contents of the application or its owners. If you sign in, Google will share your email address with the application but not your password or any other personal information." There are three buttons: "Allow", "No thanks", and "Sign in to another account". A checkbox is checked with the text "Remember this approval for the next 30 days". At the bottom, there is a copyright notice: "©2017 Google - Google Home - Terms of Service - Privacy Policy - Help".

TEACHER HOMEPAGE



The screenshot shows the Khan Academy Teacher Homepage. At the top, there is a navigation bar with a 'Subjects' dropdown, a search bar, the Khan Academy logo, and the user's name 'soday'. Below the navigation bar, a blue banner displays a welcome message: 'Welcome, soday' for 'Prairie-Hills Junior High School'. A secondary navigation bar includes 'Classes', 'Students', and 'Resources' tabs. The main content area features a yellow background with a 'LearnStorm' graphic on the left and promotional text on the right. The 'LearnStorm' graphic includes a target, a rocket, and a calculator. The text reads: 'Have your students build growth mindsets to start the school year'. Below this, it states: 'LearnStorm is a six-week learning challenge for grades 3-12. Win prizes and build strong learning habits for the year! LearnStorm begins Sep 12. [Learn more.](#)' A purple button labeled 'Register for LearnStorm' is positioned below the text. A notification banner below the yellow section says 'You created a class!' with a small character icon and a close button. The text in the notification reads: 'Check out your class to explore content, add students, and make assignments or read our [getting started guide.](#)' Below the notification, the 'Your classes' section is shown with an 'Add new class' link. A class card for 'O'Day ELA: Grammar' is visible, showing a book cover and '0 students'. The footer contains the text 'Our mission is to provide a free, world-class' followed by links for 'About', 'Contact', and 'Subjects'.

Subjects Search KHANACADEMY soday

Welcome, soday
Prairie-Hills Junior High School

Classes Students Resources

LearnStorm


Have your students build growth mindsets to start the school year

LearnStorm is a six-week learning challenge for grades 3-12. Win prizes and build strong learning habits for the year! LearnStorm begins Sep 12. [Learn more.](#)

Register for LearnStorm

You created a class!
Check out your class to explore content, add students, and make assignments or read our [getting started guide.](#)

Your classes [Add new class](#)

 [O'Day ELA: Grammar](#)
0 students

Our mission is to provide a free, world-class [About](#) [Contact](#) [Subjects](#)

ADDING CLASSES/STUDENTS

Welcome! Get started by adding a class

1. Name class
2. Add subject
3. Add students

Enter your class name

Class name 0 / 50

Import class from Google Classroom

Add new class

1. O'Day ELA
2. Add subject
3. 14 students added

Math by subject	Math by grade	Sc
<input type="checkbox"/> Early math	<input type="checkbox"/> Kindergarten	<input type="checkbox"/>
<input type="checkbox"/> Arithmetic	<input type="checkbox"/> 1st grade	<input type="checkbox"/>
<input type="checkbox"/> Pre-algebra	<input type="checkbox"/> 2nd grade	<input type="checkbox"/>
<input type="checkbox"/> Algebra I	<input type="checkbox"/> 3rd grade	<input type="checkbox"/>
<input type="checkbox"/> High school geometry	<input type="checkbox"/> 4th grade	<input type="checkbox"/>
<input type="checkbox"/> Algebra II	<input type="checkbox"/> 5th grade	<input type="checkbox"/>
<input type="checkbox"/> Trigonometry	<input type="checkbox"/> 6th grade	<input type="checkbox"/>
<input type="checkbox"/> Precalculus	<input type="checkbox"/> 7th grade	<input type="checkbox"/>
<input type="checkbox"/> Statistics and probability	<input type="checkbox"/> 8th grade	<input type="checkbox"/>
<input type="checkbox"/> AP Calculus AB		<input type="checkbox"/>
<input type="checkbox"/> AP Calculus BC		<input type="checkbox"/>
<input type="checkbox"/> AP Statistics		<input type="checkbox"/>
<input type="checkbox"/> Multivariable calculus		<input type="checkbox"/>
<input type="checkbox"/> Differential equations		<input type="checkbox"/>
<input type="checkbox"/> Linear algebra		<input type="checkbox"/>
<input type="checkbox"/> The World of Math		<input type="checkbox"/>

[Skip](#) [Next](#)

Add students

Choose a rostering option

Add students by having them to go khanacademy.org/coaches and type in:

[Print these instructions](#)

Or add students with one of the additional methods below:

- Import from Google Classroom
- Send an email invitation
- Create a Khan Academy account for them (recommended for students under 13)

Before inviting students, please note that Khan Academy assumes you have received parent permission from parents of any under 13 students. Download our sample parent notice (in [English](#) and [Spanish](#)).

[Done](#)



TEACHER CLASSROOM PAGE

Assignments Activity **Roster** Settings

Your students (3)

[Add new students](#)

Actions ▾

STUDENT NAME ▾

USERNAME / EMAIL

[Polly Ester](#)

pester, pester@phjh144.net

[rainbowbright](#)

rainbowbright@phjh144.net

[Susan O'Day](#)

soday@phsd144.net

[Edit display name](#)

Assignments Activity **Roster** Settings

Assignments for Test Class: Grammar

Active Past Saved

ASSIGNMENT NAME

DUE DATE & TIME ▾

ASSIGNED ON

COMPLETED

Identifying nouns

Exercise

Tomorrow, 11:59 PM

Today

0 / 3

Actions ▾

[Find Grammar content to assign](#)

ADDING ASSIGNMENTS

Subjects Search KHANACADEMY Susan O'Day

ARTS AND HUMANITIES
Grammar

Explore Practice

Continue practicing
Up next: Identifying nouns Continue

0 / 100 exercises complete

CONTENTS

- Parts of speech: the noun
- Parts of speech: the verb
- Parts of speech: the pronoun
- Parts of speech: the modifier
- Parts of speech: the preposition and the conjunction
- Punctuation: the comma and the apostrophe
- Punctuation: the colon, semicolon, and more
- Syntax: sentences and clauses
- Syntax: conventions of standard English
- Usage and Style

Parts of speech: the noun Start

- Identifying nouns UP NEXT
- Plural and singular nouns
- Common and proper nouns
- Concrete and abstract nouns
- Irregular plural nouns: f to -ves
- Irregular plural nouns: -en plurals
- Irregular plural nouns: the base plural
- Irregular plural nouns: mutant plurals
- Irregular plural nouns: foreign plurals

Assign: to Test Class All students by Oct 18th, 11:59 PM Save Assign

ARTS AND HUMANITIES
Grammar

Plural and singular nouns Go to lesson page

Of the nouns in this sentence, which are singular, and which are plural?

Bertie clapped his hands, and his butler appeared.


	Singular	Plural
Bertie	<input type="radio"/>	<input type="radio"/>
hands	<input type="radio"/>	<input type="radio"/>
butler	<input type="radio"/>	<input type="radio"/>

Stuck? [Watch a video or use a hint.](#) Report a problem

Do 7 problems ○○○○○○○ Check

Irregular plural nouns: foreign plurals

STUDENT INTERFACE



rainbowbright [Pick a username](#)
[Add your bio](#)
[Add your location](#)

[Edit Profile](#)

0 0 0 0 0 0 0 0 0 0





[Home](#) [Profile](#) [Badges](#) [Assignments](#) [Progress](#) [Discussion](#) [Projects](#) [Coaches](#)

Upcoming assignments

ASSIGNMENT NAME	DUE DATE & TIME	CLASS	SCORE	STATUS
Declarative, Interrogative, and imperative sentences Exercise	Late: Oct 14th, 11:59 PM	Test Class	-	Start
Identifying nouns Exercise	Tomorrow, 11:59 PM	Test Class	-	Start

My subjects [Edit](#)

Grammar [See all \(11\)](#)

-  **Introduction to grammar** [Start](#)
-  **Parts of speech: the noun**
-  **Parts of speech: the verb**
-  **Parts of speech: the pronoun**

[+](#)
Add another subject

SAMPLE QUESTIONS & RESPONSES

Identify whether the sentence is a statement, a question, or an order.

Don't forget to submit your photos for the contest by Friday!

Choose 1 answer:

A it's a statement

B it's a question

C it's an order

1 / 4 Declarative sentences make a statement.

2 / 4 Interrogative sentences ask a question.

3 / 4 Imperative sentences tell someone to do something.

4 / 4 Choose 1 answer:

it's a statement

it's a question

it's an order

Related content



Three types of sentence

4 of 7

Check again

GRAMMAR > SYNTAX: SENTENCES AND CLAUSES

Introduction to sentences

▶ What is a sentence?

▶ Three types of sentence

★ Practice: Declarative, interrogative, and imperative sentences

▶ Exclamations

Next tutorial

Types of sentences

Declarative, interrogative, and imperative sentences



You got 29%

Get 5 correct to reach Practiced.
Keep going!

You got 250 energy points

Points for questions +150

7 problems answered 29% correctly

Points for completion +100

Bonus points earned for completing this task

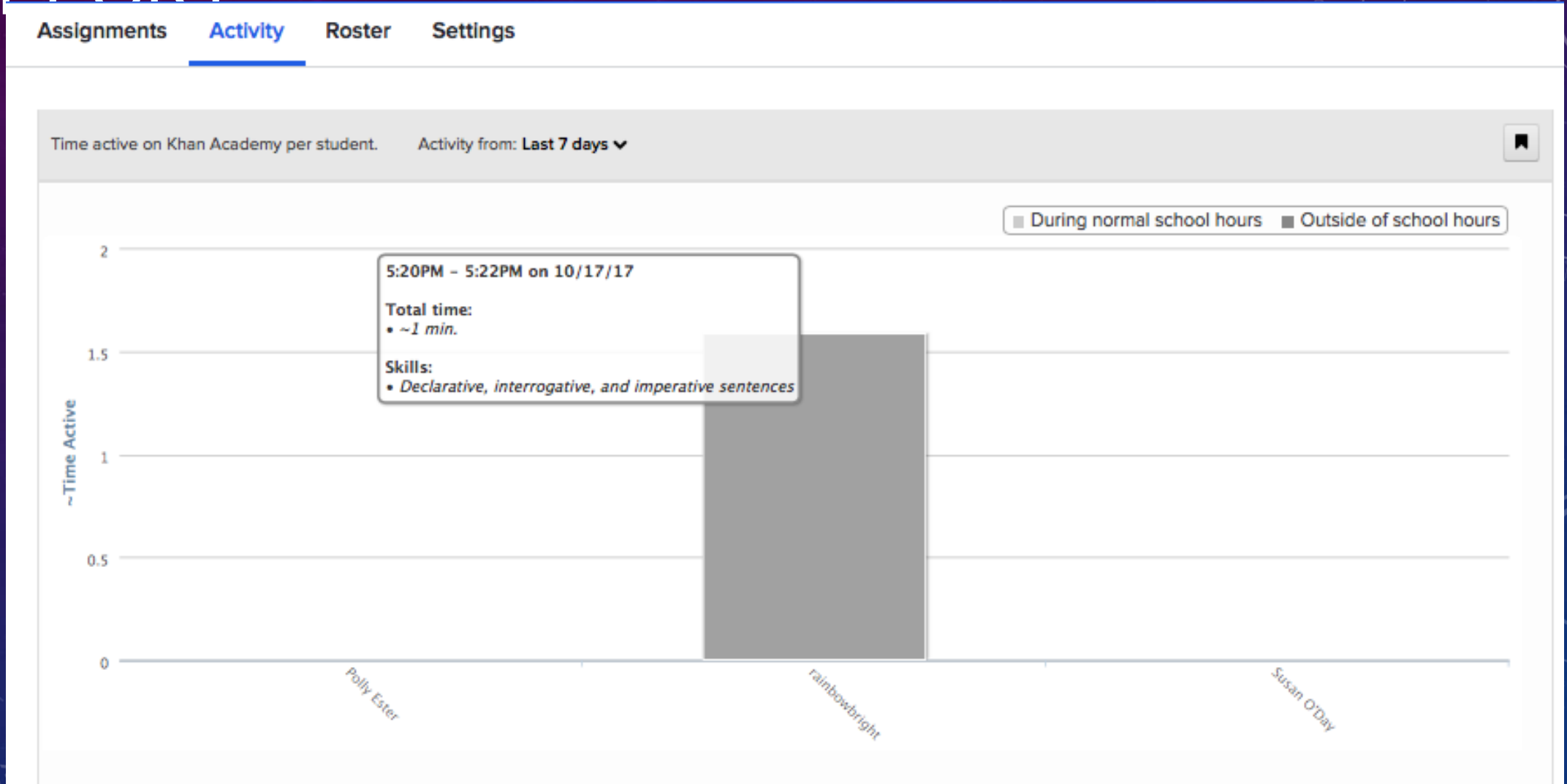
Assignment completed. [View assignments >](#)

[Practice again](#)

< Three types of sentence

Exclamations >

STUDENT ACTIVITY REPORT



STUDENT SCORE REPORT

rainbowbright ▾

1 Correct: 0%

Identify which parts of the sentence belong in the "noun" column and which belong in the "not a noun" column.

Bilal fixed the bicycle.

Noun Not a noun

Bilal	<input type="radio"/>	<input type="radio"/>
fixed	<input type="radio"/>	<input type="radio"/>
the	<input type="radio"/>	<input type="radio"/>
bicycle	<input type="radio"/>	<input type="radio"/>

2 Correct: 100%

Identify which parts of the sentence belong in the "noun" column and which belong in the "not a noun" column.

Owls nested in the barn.

Noun Not a noun

Owls	<input type="radio"/>	<input type="radio"/>
nested	<input type="radio"/>	<input type="radio"/>
in	<input type="radio"/>	<input type="radio"/>
the	<input type="radio"/>	<input type="radio"/>
barn	<input type="radio"/>	<input type="radio"/>

3 Correct: 100%

Identify which parts of the sentence belong in the "noun" column and which belong in the "not a noun" column.

Owls nested in the barn.

Noun Not a noun

Owls	<input type="radio"/>	<input type="radio"/>
nested	<input type="radio"/>	<input type="radio"/>
in	<input type="radio"/>	<input type="radio"/>
the	<input type="radio"/>	<input type="radio"/>
barn	<input type="radio"/>	<input type="radio"/>

4 Correct: 0%